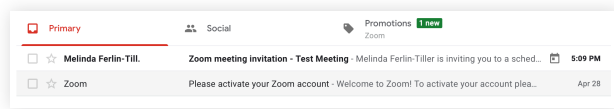




HOW TO JOIN A ZOOM MEETING VIA E-MAIL INVITATION

1

Visit your inbox and open the email invitation sent from the meeting host.



2

While viewing the message, look for and click/tap on the hyperlink provided under **Join Zoom Meeting**.

Please join Zoom meeting in progress

Melinda Ferlin-Tiller <melinda@techcoaches.ca>
to Eric, Christopher

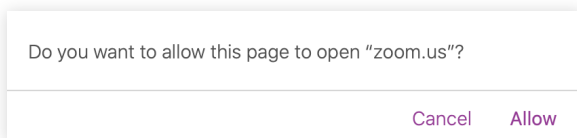
Join Zoom Meeting

<https://us04web.zoom.us/j/71955701101?pwd=Sjd2REFBdVpuNEU0aHRBc1hlaTkyQT09>

Meeting ID: 719 5570 1101
Password: 0xSGNc

3

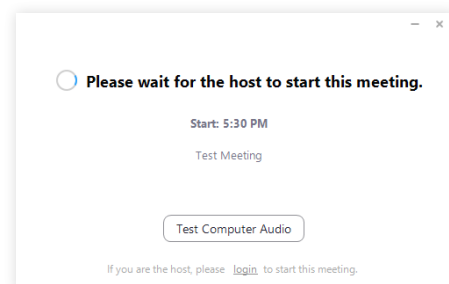
On a computer, a new page will open automatically. You may be prompted to open the Zoom app, click **Allow**.



On a mobile device, you will automatically be brought to the Zoom app and into the meeting.

4

If the Host has not yet started the meeting you will receive this notice, wait patiently.



You're all set. Time to learn how to use the Zoom App!

PAGE 1 of 1

